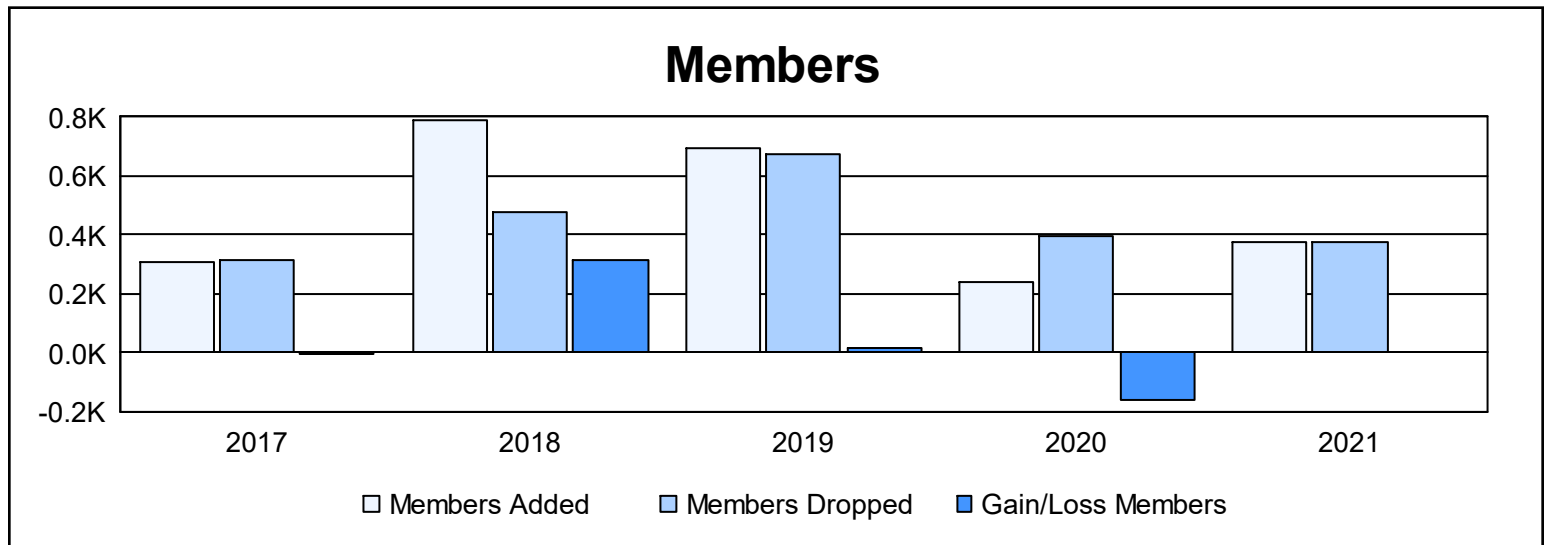
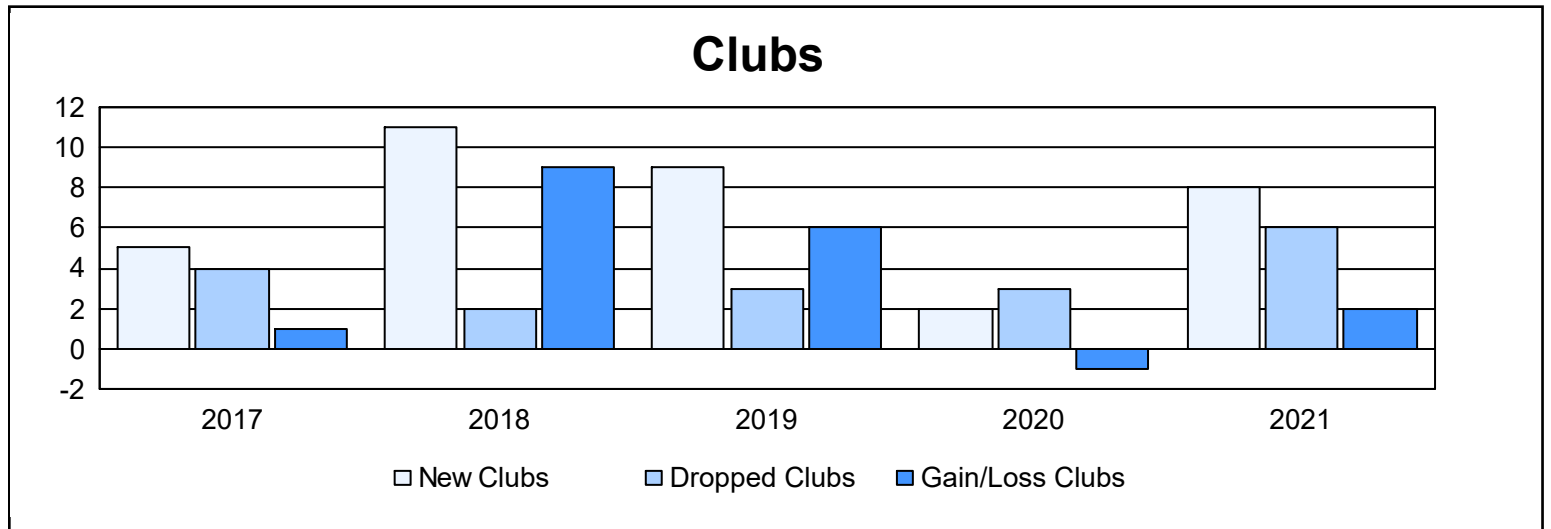
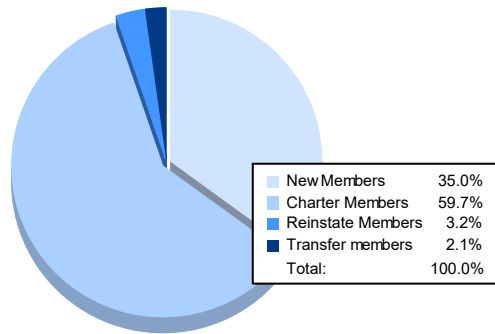


| Year | New Clubs | Dropped Clubs | Gain/ Loss Clubs | New Members | Charter Members | Reinstate Members | Transfer Members | Total Member Added | Total Members Dropped | Gain/ Loss Members |
|----------------|-----------|---------------|------------------|-------------|-----------------|-------------------|------------------|--------------------|-----------------------|--------------------|
| 2016-2017 | 5 | 4 | 1 | 160 | 132 | 13 | 3 | 308 | 315 | -7 |
| 2017-2018 | 11 | 2 | 9 | 335 | 396 | 20 | 37 | 788 | 474 | 314 |
| 2018-2019 | 9 | 3 | 6 | 269 | 335 | 57 | 31 | 692 | 674 | 18 |
| 2019-2020 | 2 | 3 | -1 | 131 | 77 | 18 | 14 | 240 | 399 | -159 |
| 2020-2021 | 8 | 6 | 2 | 132 | 225 | 12 | 8 | 377 | 376 | 1 |
| Average | 7 | 4 | 3 | 205 | 233 | 24 | 19 | 481 | 448 | 33 |



Membership Composition June 2021 Cumulative



Gender Composition June 2021 Cumulative

